

## MULTIPLE RECESSED COVERS AND FRAMES FOR PAVING INFILL

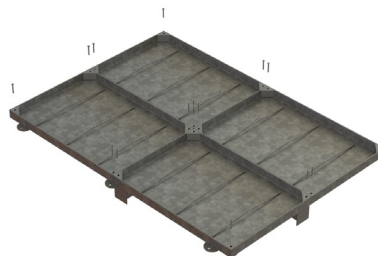
Multiple paving infill covers and frames can be manufactured to suit a wide range of clear opening and load classes. They are tailored to suit each individual chamber, with drawings for approval supplied prior to manufacture. Construction is from heavy gauge mild steel with hot dip galvanised finish for corrosion protection. Supplied as standard with all necessary supporting steel work (beams removable for chamber access).

### KEY ATTRIBUTES

- ✓ Recess depth to suit floor finish.
- ✓ Tapered cover sides for ease of removal.
- ✓ Hot dip galvanised to BS EN ISO 1461
- ✓ Supplied with removable support beams.
- ✓ Wide range of load classes.
- ✓ Manufactured from heavy gauge mild steel.



4 part with covers removed



4 part screws out

### AVAILABLE OPTIONS

- ▶ Sealed against odour egress / water ingress.
- ▶ Threaded eyes for machine removal.
- ▶ Locking screws.
- ▶ Full frame flange.
- ▶ Service indicator badge.
- ▶ Fall protection grilles (see table).
- ▶ Cover peephole for spindle access.
- ▶ Ventilated lids.
- ▶ Frame lifting points for handling/ installation.

### MATERIAL OPTIONS

- ▶ Galvanised mild steel.
- ▶ Additional galvanised coating to 100 microns.
- ▶ Additional galvanised coating to 140 microns.
- ▶ Stainless steel grade 304.
- ▶ Stainless steel grade 316.




## FALL PROTECTION OPTIONS

Hinged ladder safety grille	FP1
Hinged walk on safety grille	FP2
Split hinged pump access grille	FP3
Split hinged pump access walk on grille	FP4
Drop-in bar grille	FP5
Drop-in walk on grille	FP6
Orientation of fall protection systems need to be confirmed by client	

## LOADING TABLE

WREKIN LOADING CODE	SLOW MOVING WHEEL LOAD (tonne)	FACTA LOADING CLASS
 K	0.5	A
 L	1.5	AA
 M	2.5	AAA
 N	5.0	B
 P	6.5	C
 X	11.5	D



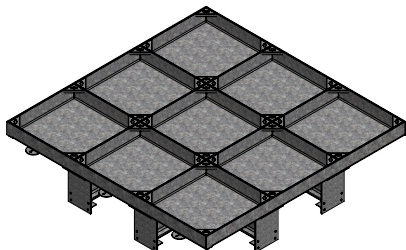
8 part in-line covers




8 part support beams



Grille type cover ventilation




9 part cover & frame



8 part, beams removed for chamber access



16 part cover in production



Frame lifting point option



16 part cover over plant room



6 part unit with unequal lids to suit chamber equipment



Discreetly paved 6 part cover

